

## HIGHLIGHTS OF CENSUS 2000 FINAL RESULTS IN ALBAY

### Population growth rate at 1.77 percent .....

The total population of Albay, as of May 1, 2000, was 1,090,907 persons. The figure was higher by 85,592 persons over the 1995 Census of Population (POPCEN).

Annual population growth rate was registered at 1.77 percent, lower by 0.24 percentage point as compared to the 1995 figure (2.01 percent). If the current rate continues, the population of Albay will double in 39 years.

The number of households rose to 208,640 or an increase of 20,912 households over the 1995 figure. The average household size was recorded at 5.22 persons.

### Legaspi City, the provincial capital, was the largest in terms of population size .....

Aside from Legaspi City, the provincial capital, which had the largest population share (14.39 percent), other four leading municipalities were Tobaco (9.82 percent), Daraga (9.26 percent), Ligao (8.31 percent), and Guinobatan (6.51 percent). On the other hand, the municipalities of Jovellar (1.59 percent) and Manito (1.87 percent) were the least populated.

### Males dominated the younger population .....

Albay had 553,821 males and 537,086 females. This figure resulted to a sex ratio of 103.12 males for every 100 females.

There were more males in the age group 0 – 49 years while more females in the 50 years and above age groups.

### More than half belonged to voting population .....

There were 587,013 persons or 53.81 percent of the total population who belonged to the voting population (aged 18 years and above). Of this number, 294,273 were males and 292,740 were females.

### Close to 50 percent of females in childbearing ages .....

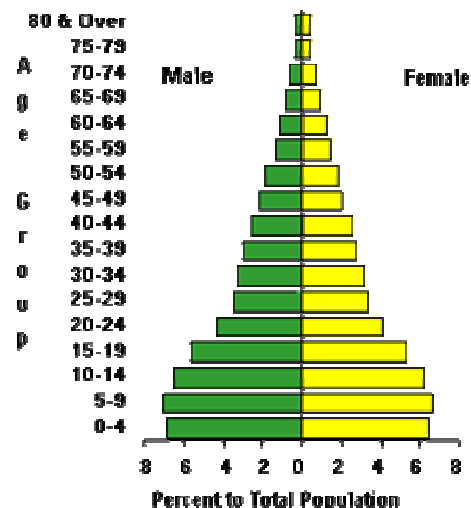
About 47 percent of the total females comprised the childbearing or reproductive age group (15 to 49 years).

### Three out of five belonged to economically active population ...

Fifty six percent of the population comprised the economically active population (15 to 64 years old), 39.47 percent for population aged 0 to 14 years while 4.55 percent for those 65 years old and over.

The overall dependency ratio in 2000 was 78.63 persons, lower than the 1995 ratio of 84.69 persons.

**Figure 1**  
**Age-Sex Population Pyramid,**  
**Albay: 2000**



Source: NSO, 2000 Census of Population and Housing

### One out of four attended/completed high school .....

Out of the total household population five years old and over, 49.31 percent had attended/finished elementary education and 26.25 percent, high school. Those who had achieved higher education comprised 14.76 percent.

There was a higher percentage of females (62.13 percent) than males among those with post baccalaureate studies. The same was true among academic degree holders and college undergraduates (60 percent and 52.05 percent, respectively).

### Bicol comprised 97.62 percent of the household population ...

Almost 98 percent of persons in Albay classified themselves as Bikol/Bicol while the rest were either Tagalog (0.48 percent), Kankanaei/Kankaney/Kankanaey (0.21 percent) or belonged to other ethnic groups (1.69 percent).

### More males among single individuals .....

Of the total household population 10 years and over, 45.31 percent comprised the never married persons; 45.05 percent, married; 4.62 percent, widowed; 3.41 percent, other marital arrangements; and 0.74 percent, separated/divorced.

Among single persons, the proportion was higher for males (53.76 percent) than females (46.24 percent). On the other hand, among widowed persons, the proportion of females (76.24 percent) was higher than that of the males (23.76 percent).

### Majority of the housing units were single houses .....

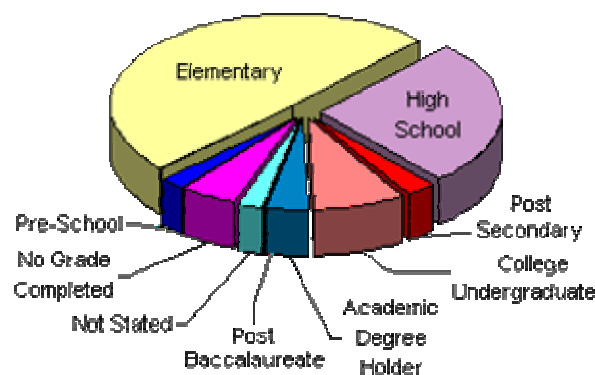
In Albay, there were 206,443 housing units being occupied by 208,640 households. Forty six percent of them had roof made of cogon/nipa/anahaw. In terms of construction materials for outer walls, 37.63 percent had concrete/brick/stone.

Majority (95.63 percent) of the housing units were single houses while 2.99 percent were either duplex or multi-unit residential.

The proportion of occupied housing units that were relatively new (built from 1996 to 2000) was the highest at 31.97 percent.

Of the total occupied housing units, 58.00 percent needed no repair or if needed one, with minor repair only.

**Figure 2**  
**Household Population Five Years Old and**  
**Over by Highest Grade Completed, Albay: 2000**



Source: NSO, 2000 Census of Population and Housing

**Table 1. Total Population Distribution of Top Five Municipalities: Albay, 2000**

Municipalities	Total Population	Percent
Albay	1,090,907	100.00
Legazpi City (Capital)	157,010	14.39
Tabaco	107,166	9.82
Daraga (Locsin)	101,031	9.26
Ligao	90,603	8.31
Guinobatan	71,071	6.51
Other Municipalities	564,026	51.71

**Table 2. Total Population by Age Group, Sex and Sex Ratio: Albay, 2000**

Age Group	Total Population	Male	Female	Sex Ratio
Albay	1,090,907	553,821	537,086	103.12
Under 1	28,759	14,841	13,918	106.63
1 to 4	115,024	59,370	55,654	106.68
5 to 9	147,903	76,534	71,369	107.24
10 to 14	138,875	71,032	67,843	104.70
15 to 19	117,855	60,734	57,121	106.33
20 to 24	91,110	46,693	44,417	105.12
25 to 29	73,419	37,259	36,160	103.04
30 to 34	70,194	35,606	34,588	102.94
35 to 39	62,317	32,017	30,300	105.67
40 to 44	54,634	27,505	27,129	101.39
45 to 49	46,171	23,543	22,628	104.04
50 to 54	39,881	19,825	20,056	98.85
55 to 59	30,031	14,841	15,190	97.70
60 to 64	25,084	12,070	13,014	92.75
65 to 69	18,597	8,636	9,961	86.70
70 to 74	14,556	6,436	8,120	79.26
75 to 79	8,379	3,684	4,695	78.47
80 & Over	8,118	3,195	4,923	64.90

**Table 3. Household Population 5 Years Old and Over by Highest Educational Attainment and Sex: Albay, 2000**

Highest Educational Attainment	Household Population 5 Years Old & Over	Male	Female
Albay	946,291	479,061	467,230
No Grade Completed	46,955	24,302	22,653
Pre-School	22,707	11,592	11,115
Elementary	466,627	242,124	224,503
High School	248,427	124,884	123,543
Post Secondary	28,860	14,672	14,188
College Undergraduate	73,859	35,414	38,445
Academic Degree Holder	34,313	13,864	20,449
Post Baccalaureate	2,651	1,004	1,647
Not Stated	21,892	11,205	10,687

**Table 4. Household Population by Ethnicity and Sex: Albay, 2000**





Ethnicity	Both Sexes	Male	Female
Albay	1,090,019	553,247	536,772
Bicol	1,064,124	540,649	523,475
Tagalog	5,181	2,511	2,670
Kankanaï/Kankaney/Kankanaey	2,306	1,135	1,171
Bisaya/Binisaya	1,093	466	627
Others	7,991	3,805	4,146
Not Reported	9,324	4,681	4,643


**Table 5. Total Population 10 Years Old and Over by Age Group and Marital Status: Albay, 2000**

Age Group	Total Population 10 Yrs Old & Over	Single	Married	Widowed	Divorced/ Separated	Others	Unknown
Albay	799,221	362,149	360,013	36,943	5,919	27,286	6,911
Below 20	256,730	243,218	6,784	317	152	2,433	3,826
20 - 24	91,110	62,469	22,034	242	369	4,978	1,018
25 - 29	73,419	25,953	41,307	369	530	4,681	579
30 - 34	70,194	11,808	52,742	670	804	3,769	401
35 - 39	62,317	6,218	50,835	1,081	861	3,066	256
40 - 44	54,634	3,725	45,898	1,648	787	2,420	156
45 - 49	46,171	2,466	38,625	2,369	751	1,845	115
50 - 54	39,881	1,887	32,541	3,417	583	1,343	110
55 - 59	30,031	1,212	23,429	3,871	420	1,009	90
60 - 64	25,084	1,034	18,298	4,653	297	713	89
65 - 69	18,597	749	12,424	4,762	147	445	70
70 - 74	14,556	606	8,331	5,126	117	301	75
75 - 79	8,379	377	4,067	3,676	55	154	50
80 & Over	8,118	427	2,698	4,742	46	129	76

You can download the tables in pdf file at [www.census.gov.ph](http://www.census.gov.ph) and also available in CD which cost P500.00

**For inquiries:**

-  Call Tel. Nos. 820-3304/480-1568
-  E-mail us at [nso5\\_sis@mayon.cats.edu.ph](mailto:nso5_sis@mayon.cats.edu.ph)
-  Fax through Tel. No. 480-1907
-  Write or visit us at 568 Pinpin Bldg., Rizal St., Legazpi City (In Front of Sta. Teresita Hospital)



# Census 2000



**Final Results**

**ALBAY**